



FortiAnalyzer v5.0 Patch Release 6 Upgrade Guide



FortiAnalyzer v5.0 Patch Release 6 Upgrade Guide

February 05, 2014

05-506-225565-20140205

Copyright© 2014 Fortinet, Inc. All rights reserved. Fortinet®, FortiGate®, and FortiGuard®, are registered trademarks of Fortinet, Inc., and other Fortinet names herein may also be trademarks of Fortinet. All other product or company names may be trademarks of their respective owners. Performance metrics contained herein were attained in internal lab tests under ideal conditions, and performance may vary. Network variables, different network environments and other conditions may affect performance results. Nothing herein represents any binding commitment by Fortinet, and Fortinet disclaims all warranties, whether express or implied, except to the extent Fortinet enters a binding written contract, signed by Fortinet's General Counsel, with a purchaser that expressly warrants that the identified product will perform according to the performance metrics herein. For absolute clarity, any such warranty will be limited to performance in the same ideal conditions as in Fortinet's internal lab tests. Fortinet disclaims in full any guarantees. Fortinet reserves the right to change, modify, transfer, or otherwise revise this publication without notice, and the most current version of the publication shall be applicable.

Fortinet Document Library	docs.fortinet.com
Fortinet Video Library	video.fortinet.com
Fortinet Knowledge Base	kb.fortinet.com
Customer Service & Support	support.fortinet.com
Training Services	training.fortinet.com
FortiGuard	fortiguard.com
Document Feedback	techdocs@fortinet.com

Table of Contents

Change Log	4
FortiAnalyzer Firmware.....	5
Best practices	5
Firmware image naming convention.....	6
FortiAnalyzer VM firmware.....	6
Build numbers.....	7
Firmware upgrade and support information	8
Upgrade Information	12
General firmware upgrade steps	12
Distributed upgrades	17
Downgrading to previous versions	17

Change Log

Date	Change Description
2014-02-05	Initial release.

FortiAnalyzer Firmware

This document provides an overview of FortiAnalyzer firmware and highlights general information you should be aware of prior to upgrading your FortiAnalyzer device. This guide is intended to supplement the [FortiAnalyzer Release Notes](#) documentation.

The following topics are included in this section:

- [Best practices](#)
- [Firmware image naming convention](#)
- [FortiAnalyzer VM firmware](#)
- [Build numbers](#)
- [Firmware upgrade and support information](#)

Best practices

Before any firmware upgrade complete the following:

- Download the FortiAnalyzer firmware image and Release Notes document from the [Fortinet Customer Service & Support](#) portal. Review the Release Notes including special notices, upgrade information, product integration and support, resolved and known issues.
- Prepare your FortiAnalyzer for upgrade and ensure your log devices are running the appropriate firmware versions as documented in the firmware Release Notes.
- Backup your configuration file and save this configuration file to your local computer. The device configuration file is saved with a `.dat` extension.



In VM environments, it is recommended that you take a *Snapshot* of the VM instance. In the event of an issue with the firmware upgrade, use the *Snapshot Manager* (VMware ESX/ESXi) or Snapshots (Microsoft Hyper-V) to revert to the *Snapshot*.



In VM environments, upgrade your VM server to latest stable update and patch release offered by the VM host server provider.

- Plan a maintenance window to complete the firmware upgrade. If possible, you may want to set up a test environment to ensure that the upgrade does not negatively impact your network or log devices.
- Once the upgrade is complete, test your FortiAnalyzer device to ensure that the upgrade was successful and that all log devices are listed.



Firmware best practice: Stay current on patch releases for your current major release. Only upgrade to a new major release or version when you are looking for specific functionality in the new major release or version. For more information, see the [FortiAnalyzer Release Notes](#) or contact Fortinet Technical Support.

Firmware image naming convention

FortiAnalyzer firmware images on the [Fortinet Customer Service & Support](#) portal FTP directory are organized by firmware version, major release, and patch release. The firmware images in the directories follow a specific naming convention and each firmware image is specific to the device model. For example, the FAZ_300D-v500-build0232-FORTINET.out image found in the v5.0 Patch Release 4 directory is specific to the FortiAnalyzer 300D device model and the FLG_1000C-v400-build0705-FORTINET.out image found in v4.0 MR3 Patch Release 7 directory is specific to the FortiAnalyzer 1000C device model.

Figure 1 shows the version 5.0 Patch Release 4 FTP directory and highlights the FortiAnalyzer v5.0 Patch Release 4 firmware image for the FortiAnalyzer 300D and the location of the [FortiAnalyzer v5.0 Patch Release 4 Release Notes](#).



You can also download the Fortinet-FortiManager-FortiAnalyzer MIB file in this directory. The Fortinet Core MIB file is located in the main FortiAnalyzer v5.00 directory.

Figure 1: v5.0 Patch Release 4 FTP directory

FTP directory /FortiAnalyzer/v5.00/5.0/5.0.4/ at [support.fortinet.com](#)

To view this FTP site in File Explorer: press Alt, click View, and then click **Open FTP Site in File Explorer**.

[Up to higher level directory](#)

09/13/2013 11:14PM	33,060,157	FAZ_1000B-v500-build0232-FORTINET.out
09/13/2013 11:14PM	32,766,247	FAZ_1000C-v500-build0232-FORTINET.out
09/13/2013 11:13PM	31,864,672	FAZ_100C-v500-build0232-FORTINET.out
09/13/2013 11:14PM	33,018,428	FAZ_2000A-v500-build0232-FORTINET.out
09/13/2013 11:14PM	33,578,089	FAZ_2000B-v500-build0232-FORTINET.out
09/13/2013 11:14PM	33,738,484	FAZ_2000C-v500-build0232-FORTINET.out
09/13/2013 11:14PM	36,564,376	FAZ_3000D-v500-build0232-FORTINET.out
09/13/2013 11:14PM	34,108,812	FAZ_300B-v500-build0232-FORTINET.out
09/13/2013 11:14PM	32,960,150	FAZ_4000A-v500-build0232-FORTINET.out
09/13/2013 11:14PM	33,516,404	FAZ_4000B-v500-build0232-FORTINET.out
09/13/2013 11:14PM	32,166,225	FAZ_400B-v500-build0232-FORTINET.out
09/13/2013 11:14PM	32,543,369	FAZ_400C-v500-build0232-FORTINET.out
09/13/2013 11:14PM	32,566,166	FAZ_VM32-v500-build0232-FORTINET.out
09/13/2013 11:13PM	32,413,417	FAZ_VM32-v500-build0232-FORTINET.out.ovf.zip
09/13/2013 11:14PM	34,141,328	FAZ_VM64-v500-build0232-FORTINET.out
09/13/2013 11:13PM	33,982,384	FAZ_VM64-v500-build0232-FORTINET.out.ovf.zip
09/13/2013 11:14PM	33,586,424	FAZ_VM64_HV-v500-build0232-FORTINET.out
09/13/2013 11:13PM	33,190,829	FAZ_VM64_HV-v500-build0232-FORTINET.out.hyper-v.zip
10/15/2013 06:39PM	771,315	FortiAnalyzer-v5.0-Patch-Release-4-Release-Notes.pdf
09/18/2013 08:34PM	1,371,915	FortiAnalyzer-v5.0-Patch-Release-4-Upgrade-Guide.pdf
09/13/2013 11:14PM	22,000,000	MIB

FortiAnalyzer VM firmware

Fortinet provides FortiAnalyzer VM firmware images for both VMware ESX/ESXi and Microsoft Hyper-V Server virtualization environments.

VMware ESX/ESXi

- FAZ_VMxx-v500-buildxxxx-FORTINET.out: Download either the 32-bit or 64-bit firmware image to upgrade your existing FortiAnalyzer VM installation.
- FAZ_VMxx-v500-buildxxxx-FORTINET.out.ovf.zip: Download either the 32-bit or 64-bit package for new FortiAnalyzer VM installations. The package contains a deployable Open Virtualization Format (OVF) virtual machine package for VMware ESX/ESXi installations and the faz.vmdk and datadrive.vmdk virtual machine disk format files.

Microsoft Hyper-V Server

- FAZ_VM64_HV-v500-buildxxxx-FORTINET.out: Download the firmware image to upgrade your existing FortiAnalyzer VM installation.
- FAZ_VM64_HV-v500-buildxxxx-FORTINET.out.hyperv.zip: Download the package for a new FortiAnalyzer VM installation. This package contains a Virtual Hard Disk (VHD) file for Microsoft Hyper-V Server.

For more information see the FortiAnalyzer product datasheet available on the Fortinet web site, <http://www.fortinet.com/products/fortianalyzer/virtualappliances.html>.

Build numbers

FortiAnalyzer firmware images are generally documented as a three-digit build number. New FortiAnalyzer models may be released on a special branch based off of the regular FortiAnalyzer firmware release. As such, the build number found in the *System Settings > Dashboard, System Information* widget and the output from the `get system status` CLI command displays this four-digit special build number as the build number.

To confirm that you are running the proper build, the output from the `get system status` CLI command has a `Branch point:` field that displays the regular three-digit build number.

The following examples provide the output from the `get system status` CLI command for both a regular firmware release and a new model firmware release.

Example 1: Regular firmware release

```
Platform Type : FAZ2000A
Version : v5.0-build0232 130328 (GA Patch 4)
Serial Number : FLG-2K3F08000179
BIOS version : 04000001
Hostname : FortiAnalyzer-2000A
Max Number of Admin Domains : 2000
Admin Domain Configuration : Enabled
FIPS Mode : Disabled
Branch Point : 232
Release Version Information : (GA Patch 4)
Current Time : Wed Sep 13 14:20:53 PDT 2013
Daylight Time Saving : Yes
Time Zone : (GMT-8:00) Pacific Time (US&Canada)

Disk Usage : Free 1825.27GB, Total 1831.40GB
RAID Level: Raid-5
RAID Status: OK
RAID Size: 1862GB

Disk 1: OK Used 465GB
Disk 2: OK Used 465GB
Disk 3: OK Used 465GB
Disk 4: OK Used 465GB
Disk 5: OK Not-Used 465GB
Disk 6: OK Used 465GB
```

Example 2: New model firmware release

Platform Type : FAZ300D
Version : v5.0-build4015 130416 (GA)
Serial Number : FL300D3M13000001
BIOS version : 00010001
System Part-Number : P13424-01
Hostname : FAZ300D
Max Number of Admin Domains : 175
Admin Domain Configuration : Disabled
FIPS Mode : Disabled
Branch Point : 151
Release Version Information : (GA)
Current Time : Tue Apr 23 15:09:43 PDT 2013
Daylight Time Saving : Yes
Time Zone : (GMT-8:00) Pacific Time (US&Canada)

Disk Usage : Free 1831.09GB, Total 1833.78GB
RAID Level: Raid-1
RAID Status: OK
RAID Size: 1953GB

Disk 1: OK Used 1953GB
Disk 2: OK Used 1953GB

Firmware upgrade and support information

The following table is for reference only. Review the applicable [FortiAnalyzer Releases Notes](#) prior to upgrading your FortiAnalyzer system.



The following table uses the naming convention '4.3.7', where the first digit reflects the version, the second digit reflects the major release, and the third digit reflects the patch release. For example, 4.3.7 is v4.0 MR3 Patch Release 7.

Table 1: FortiAnalyzer upgrade and support information

FortiAnalyzer Firmware Version	Build Number	Upgrade From	FortiOS Version Support
FortiAnalyzer 5.2			
5.2.0 Release Date: TBA			
FortiAnalyzer 5.0			
5.0.6 Release Date: 2014-02-05	0310	5.0.3, 5.0.4, or 5.0.5	5.0.0, 5.0.1, 5.0.2, 5.0.3, 5.0.4, 5.0.5, 5.0.6 4.3.2 or later 4.2.0 or later

Table 1: FortiAnalyzer upgrade and support information (continued)

FortiAnalyzer Firmware Version	Build Number	Upgrade From	FortiOS Version Support
FortiAnalyzer 5.0.6 is available for the following models: FAZ-100C, FAZ-200D, FAZ-300D, FAZ-400B, FAZ-400C, FAZ-1000B, FAZ-1000C, FAZ-1000D, FAZ-2000A, FAZ-2000B, FAZ-3000D, FAZ-4000A, FAZ-4000B, FAZ-VM32, FAZ-VM64, and FAZ-VM64-HV			
5.0.5 Release Date: 2013-11-08	0266	5.0.3 or 5.0.4	5.0.0, 5.0.1, 5.0.2, 5.0.3, 5.0.4 4.3.2 or later 4.2.0 or later
FortiAnalyzer 5.0.5 is available for the following models: FAZ-100C, FAZ-200D, FAZ-300D, FAZ-400B, FAZ-400C, FAZ-1000B, FAZ-1000C, FAZ-1000D, FAZ-2000A, FAZ-2000B, FAZ-3000D, FAZ-4000A, FAZ-4000B, FAZ-VM32, FAZ-VM64, and FAZ-VM64-HV.			
5.0.4 Release Date: 2013-09-13	0232	5.0.3	5.0.0, 5.0.1, 5.0.2, 5.0.3, 5.0.4 4.3.2 or later 4.2.0 or later
FortiAnalyzer 5.0.4 is available for the following models: FAZ-100C, FAZ-200D, FAZ-300D, FAZ-400B, FAZ-400C, FAZ-1000B, FAZ-1000C, FAZ-2000A, FAZ-2000B, FAZ-3000D, FAZ-4000A, FAZ-4000B, FAZ-VM32, FAZ-VM64, and FAZ-VM64-HV.			
5.0.3 Release Date: 2013-07-10	0200	5.0.1 or 5.0.2	5.0.0, 5.0.1, 5.0.2, 5.0.3 4.3.2 or later 4.2.0 or later
FortiAnalyzer 5.0.3 is available for the following models: FAZ-100C, FAZ-200D, FAZ-300D, FAZ-400B, FAZ-400C, FAZ-1000B, FAZ-1000C, FAZ-2000A, FAZ-2000B, FAZ-4000A, FAZ-4000B, FAZ-VM32, FAZ-VM64, and FAZ-VM64-HV. FAZ-VM64-HV is released on the regular build. FAZ-1000D is release on special build 4024.			
5.0.2 Release Date: 2013-03-28	0151	5.0.1	5.0.0, 5.0.1, 5.0.2 4.3.2 or later 4.2.0 or later
FortiAnalyzer 5.0.2 is available for the following models: FAZ-100C, FAZ-200D, FAZ-300D, FAZ-400B, FAZ-400C, FAZ-1000B, FAZ-1000C, FAZ-2000A, FAZ-2000B, FAZ-4000A, FAZ-4000B, FAZ-VM32, and FAZ-VM64. The FAZ-300D is released on special build 4018. The FAZ-3000D is released on special build 4014.			
5.0.1 Release Date: 2012-11-21	0087	4.3.5 or later	5.0.0, 5.0.1 4.3.1 or later 4.2.0 or later
FortiAnalyzer 5.0.1 is available for the following models: FAZ-100C, FAZ-200D, FAZ-400B, FAZ-400C, FAZ-1000B, FAZ-1000C, FAZ-2000A, FAZ-2000B, FAZ-4000A, FAZ-4000B, FAZ-VM32, and FAZ-VM64. The FAZ-300D is released on special build 4008.			
5.0.0 Release Date: 2012-11-01	0076	Note: This image was removed from the Customer Service & Support portal. For more information, see the Customer Support Bulletin in the image directory.	
FortiAnalyzer 4.3			
4.3.8 Release Date: 2013-11-26	0719	4.3.5 or later 4.2.6	4.3.0 or later 4.2.0 or later

Table 1: FortiAnalyzer upgrade and support information (continued)

FortiAnalyzer Firmware Version	Build Number	Upgrade From	FortiOS Version Support
FortiAnalyzer 4.3.8 is available for the following models: FAZ-100B, FAZ-100C, FAZ-200D, FAZ-400B, FAZ-400C, FAZ-800, FAZ-800B, FAZ-1000B, FAZ-1000C, FAZ-2000, FAZ-2000A, FAZ-2000B, FAZ-4000, FAZ-4000A, FAZ-4000B, FAZ-VM32, and FAZ-VM64.			
4.3.7 Release Date: 2013-04-04	0705	4.3.5 or later 4.2.6	4.3.0 or later 4.2.0 or later
FortiAnalyzer 4.3.7 is available for the following models: FAZ-100B, FAZ-100C, FAZ-200D, FAZ-400B, FAZ-400C, FAZ-800, FAZ-800B, FAZ-1000B, FAZ-1000C, FAZ-2000, FAZ-2000A, FAZ-2000B, FAZ-4000, FAZ-4000A, FAZ-4000B, FAZ-VM32, and FAZ-VM64.			
4.3.6 Release Date: 2012-12-05	0691	4.3.5 4.2.6	4.3.0 or later 4.2.0 or later
FortiAnalyzer 4.3.6 is available for the following models: FAZ-100B, FAZ-100C, FAZ-200D, FAZ-400B, FAZ-400C, FAZ-800, FAZ-800B, FAZ-1000B, FAZ-1000C, FAZ-2000, FAZ-2000A, FAZ-2000B, FAZ-4000, FAZ-4000A, FAZ-4000B, FAZ-VM32, and FAZ-VM64.			
4.3.5 Release Date: 2012-07-24	0680	4.3.3 or later 4.2.6	4.3.0 or later 4.2.0 or later
FortiAnalyzer 4.3.5 is available for the following models: FAZ-100B, FAZ-100C, FAZ-400B, FAZ-400C, FAZ-800, FAZ-800B, FAZ-1000B, FAZ-1000C, FAZ-2000, FAZ-2000A, FAZ-2000B, FAZ-4000, FAZ-4000A, FAZ-4000B, FAZ-VM32, and FAZ-VM64. Note: There is no image available for the FAZ-200D.			
4.3.4 Release Date: 2012-07-18	0679	4.3.3 4.2.6	4.3.0 or later 4.2.0 or later
FortiAnalyzer 4.3.4 is available for the following models: FAZ-100B, FAZ-100C, FAZ-400B, FAZ-400C, FAZ-800, FAZ-800B, FAZ-1000B, FAZ-1000C, FAZ-2000, FAZ-2000A, FAZ-2000B, FAZ-4000, FAZ-4000A, FAZ-4000B, FAZ-VM32, and FAZ-VM64. Note: There is no image available for the FAZ-200D.			
4.3.3 Release Date: 2012-05-15	0654	4.3.2 4.2.6	4.3.0 or later 4.2.0 or later
FortiAnalyzer 4.3.3 is available for the following models: FAZ-100B, FAZ-100C, FAZ-200D, FAZ-400B, FAZ-400C, FAZ-800, FAZ-800B, FAZ-1000B, FAZ-1000C, FAZ-2000, FAZ-2000A, FAZ-2000B, FAZ-4000, FAZ-4000A, FAZ-4000B, FAZ-VM32, and FAZ-VM64. The FAZ-200D is released on special build 4010.			
4.3.2 Release Date: 2012-03-19	0632	4.3.1 4.2.5 or later	4.3.0 or later 4.2.0 or later
FortiAnalyzer 4.3.2 is available for the following models: FAZ-100B, FAZ-100C, FAZ-400B, FAZ-400C, FAZ-800, FAZ-800B, FAZ-1000B, FAZ-1000C, FAZ-2000, FAZ-2000A, FAZ-2000B, FAZ-4000, FAZ-4000A, FAZ-4000B, FAZ-VM32, and FAZ-VM64. The FAZ-400C is released on special build 4006.			
4.3.1 Release Date: 2011-10-06	0552	4.3.0 4.2.4 or later	4.3.0 or later 4.2.0 or later
FortiAnalyzer 4.3.1 is available for the following models: FAZ-100B, FAZ-100C, FAZ-400B, FAZ-800, FAZ-800B, FAZ-1000B, FAZ-1000C, FAZ-2000, FAZ-2000A, FAZ-2000B, FAZ-4000, FAZ-4000A, FAZ-4000B, and FAZ-VM.			

Table 1: FortiAnalyzer upgrade and support information (continued)

FortiAnalyzer Firmware Version	Build Number	Upgrade From	FortiOS Version Support
4.3.0 Release Date: 2011-06-30	0513	4.2.4 or later	4.3.0 or later
FortiAnalyzer 4.3.0 is available for the following models: FAZ-100B, FAZ-100C, FAZ-400B, FAZ-800, FAZ-800B, FAZ-1000B, FAZ-1000C, FAZ-2000, FAZ-2000A, FAZ-2000B, FAZ-4000, FAZ-4000A, and FAZ-4000B. Note: There is no image available for the FAZ-VM.			
FortiAnalyzer 4.2 is no longer supported (EOS) as of April 07, 2013.			



Upon upgrading to FortiAnalyzer v5.0 Patch Release 1 or later, the system automatically begins converting the v4.0 MR3 logs, and inserts them into the SQL database. An icon appears at the top right corner after login to the Web-based Manager next to the logout and help buttons. This pops-up a small window displaying the progress. The time required depends on the size of the database.



Upgrading a FortiAnalyzer VM device from v4.0 MR3 Patch 6 or later to v5.0 Patch Release 1 or later is supported. The old VM license is converted into the new VM stackable license model. New VM installations running v5.0 Patch Release 1 or later can be deployed with the `.ovf` (VMware ESX/ESXi) or `.vhd` (Microsoft Hyper-V) file and application of either an old v4.0 MR3 or new v5.0 license.



FortiGate, FortiCarrier, FortiMail, and FortiWeb devices are supported in FortiAnalyzer v5.0 Patch Release 3 or later, and are retained after upgrade. Other devices are not yet supported in FortiAnalyzer v5.0. For more information, see the [FortiAnalyzer v5.0 Patch Release 6 Release Notes](#).

Upgrade Information

This section outlines the general firmware upgrade steps. The following topics are included in this section:

- General firmware upgrade steps
- Distributed upgrades
- Downgrading to previous versions



Please review the firmware Release Notes prior to upgrading. For more information on upgrading your FortiAnalyzer device, see the *FortiAnalyzer v5.0 Patch Release 6 Administration Guide* available at the [Fortinet Document Library](#).

General firmware upgrade steps

The following table lists the general firmware upgrade steps.

Table 2: Upgrade steps

Step 1	Prepare your FortiAnalyzer for upgrade.
Step 2	Backup your FortiAnalyzer system configuration. For FortiAnalyzer VM, take a <i>Snapshot</i> of the VM instance.
Step 3	Transfer the firmware image to your FortiAnalyzer device.
Step 4	Log into your FortiAnalyzer Web-based Manager to verify the upgrade was successful.

Step 1: Prepare your FortiAnalyzer for upgrade

1. Make sure all log devices are running the supported firmware version as stated in the Release Notes.
2. Log in to the Fortinet Customer Service & Support portal at <https://support.fortinet.com>.
3. Select *Download* from the toolbar and select *Firmware Images* from the drop-down list.

Figure 2: Firmware image page

FORTINET
CUSTOMER SERVICE & SUPPORT

Home Asset Assistance **Download** Feedback

FortiGuard Service Updates
Firmware Images
Firmware Image Checksums

Firmware Images Fortinet Firmware Images And Software Releases

Firmware Images

Welcome to the Firmware Images download center for Fortinet's extensive line of security solutions.

Select Product

FortiAnalyzer

Warning! Newer Safari browser may not be supported to access the download links. IE or Firefox browser is recommended.
Below is a series of periodic updates and advisories about the current and upcoming firmware and/or software releases for Fortinet products, please read the associated release notes for further details. All ETA dates are estimates and may be subject to change without notice.

Please read the release notes carefully

FortiAnalyzer 5.0	Description	Notes
Patch 5 Build 0266	Latest 5.0 Patch Release	Released 9 November 2013
Patch 4 Build 0232	Latest 5.0 Patch Release	Released 13 September 2013
Patch 3 Build 0200	Latest 5.0 Patch Release	Released 10 July 2013
Patch 2 Build 0151	Latest 5.0 Patch Release	Released 29 March 2013

FortiAnalyzer 4.0	Description	Notes
MR3 Patch 7 Build 0705	Latest MR3 Patch Release	Released 12 April 2013

You can also access the latest Firmware releases by adding our RSS feed, simply copy the URL below and follow your RSS reader's instructions for adding a new RSS feed.

4. Select *FortiAnalyzer* from the drop-down list and select *Download*.

The FTP directory is displayed.

Figure 3: Example FTP directory

Up to higher level directory

Name	Size	Last Modified
5.0.0		2012-11-03 12:00:00 AM
5.0.1		2013-05-23 12:00:00 AM
5.0.2		2013-09-11 6:36:00 PM
5.0.3		2013-11-19 9:37:00 PM
5.0.4		2013-09-18 6:15:00 PM
5.0.5		2013-12-05 12:04:00 AM

5. Browse to the appropriate FTP directory to download the firmware image (.out) and Release Notes document.
6. To verify the integrity of the download, select *Download* from the toolbar and select *Firmware Image Checksums* from the drop-down list.

Figure 4: Firmware image checksums page

FORTINET
CUSTOMER SERVICE & SUPPORT

Home Asset Assistance **Download** Feedback

FortiGuard Service Updates
Firmware Images
Firmware Image Checksums

Image Checksums Retrieve Firmware Images Checksums

Firmware Image Checksums

The firmware image checksum is required when you install firmware images to Fortinet products. It is used by system to evaluate the firmware image. This information could be retrieved by providing firmware image file name in this page.

Image File Name:
FAZ_VM64_HV-v500-build0266-FORTINET.out

Get Checksum Code

Image File Name: FAZ_VM64_HV-v500-build0266-FORTINET.out
Checksum Code: 3edd858ba9882cb425e8d2f5e7fc6ff3

7. Enter the file name and select *Get Checksum Code* to get the firmware image checksum code. Compare this checksum with the checksum of the firmware image.

Step 2: Back up your FortiAnalyzer configuration

1. Go to *System Settings > Dashboard*.
2. In the *System Information* widget, under *System Configuration*, select *Backup*.

Figure 5: System information widget

System Information	
Host Name	FAZVM64-3 [Change]
Serial Number	FAZ-VM0000000001
Platform Type	FAZVM64
System Time	Thu Sep 12 11:41:03 PDT 2013 [Change]
Firmware Version	v5.0-build229 130910 (Interim) [Update]
System Configuration	Last Backup:N/A [Backup] [Restore]
Current Administrators	admin [Change Password] / 1 in Total [Detail]
Up Time	1 day 1 hour 40 minutes 12 seconds
Administrative Domain	Enabled [Disable]
Operation Mode	Standalone [Change]

The *Backup* dialog box opens.

Figure 6: Backup dialog box

Backup

☒ Encryption

Password: [Masked]

Confirm Password: [Masked]

OK Cancel

3. Select the checkbox to encrypt the backup file and enter a password.



When selecting to encrypt the backup configuration file, the same password used to encrypt the file will be required to restore this backup file to the FortiAnalyzer device.

4. Select **OK** and save the backup file on your local computer.



Optionally, you can backup the configuration file to a FTP, SFTP, or SCP server using the following CLI command:

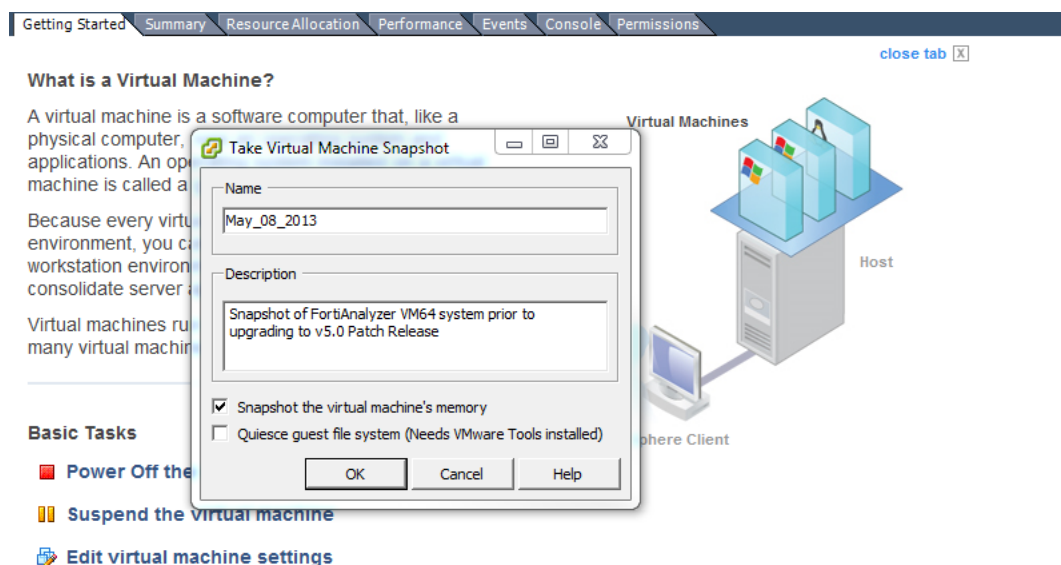
```
execute backup all-settings {ftp | sftp} <server ip address>
    <path/filename save to the server> <username on server> <
    password> <crtpasswd>

execute backup all-settings scp <server ip address> <path/filename
    save to the server> <username on server> <SSH certificate>
    <crtpasswd>
```

For more information, see the [FortiAnalyzer v5.0 Patch Release 6 CLI Reference](#).

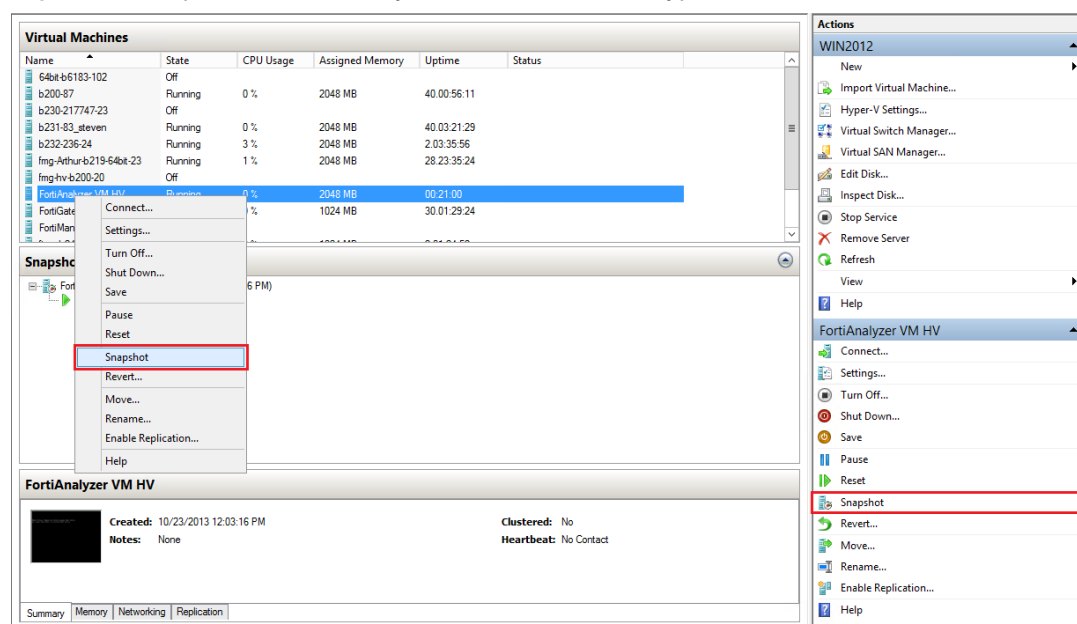
5. In VM environments, it is recommended that you take a *Snapshot* of the VM instance. In the event of an issue with the firmware upgrade, use the *Snapshot Manager* (VMware ESX/ESXi) or Snapshots (Microsoft Hyper-V) to revert to the *Snapshot*.

Figure 7: Snapshot of FortiAnalyzer VM in VMware



For information on snapshots in Microsoft Hyper-V Server environments, refer to the Microsoft Windows Server online help.

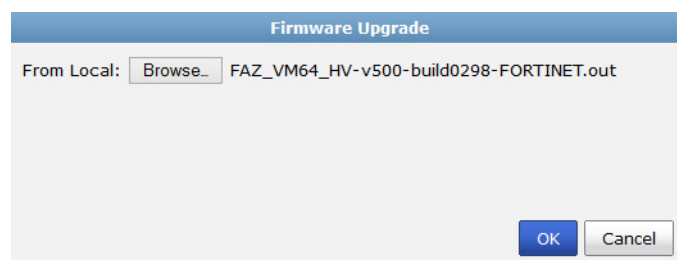
Figure 8: Snapshot of FortiAnalyzer VM in Microsoft Hyper-V



Step 3: Transfer the firmware image to your FortiAnalyzer device

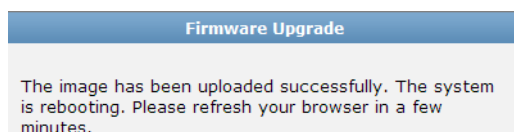
1. Go to *System Settings > Dashboard*.
2. In the *System Information* widget, in the *Firmware Version* field, select *Update*.
The *Firmware Upgrade* dialog box opens.

Figure 9: Firmware upgrade dialog box



3. Select *Browse* to locate the firmware image (.out file) that you downloaded from the [Fortinet Customer Service & Support](#) portal and select *Open*.
4. Select *OK*. Your FortiAnalyzer will upload the firmware image and you will receive the following message.

Figure 10:Firmware upgrade successful dialog box



Optionally, you can upgrade firmware stored on an FTP or TFTP server using the following CLI command:

```
execute restore image {ftp | tftp} <file path to server> <ip address>  
                        <username on server> <password>
```

Step 4: Verify the upgrade

1. Refresh the browser page and log back into the device.
2. Launch the *Device Manager* module and make sure that all formerly added log devices are still listed.
3. Launch the other functional modules and make sure they work properly.

Distributed upgrades

For Collector/Analyzer architecture upgrades, Fortinet recommends upgrading the Analyzer first.



Upgrading the Collector first could impact the Analyzer's performance.

Downgrading to previous versions

FortiAnalyzer does not provide a full downgrade path. You can downgrade to a previous FortiAnalyzer firmware release via the Web-based Manager or CLI. A system reset is required after the firmware downgrading process has completed.



All configuration will be lost after downgrading the device and the hard drives could be formatted automatically.



Firmware downgrade is not recommended as it could lead to log data loss.

To re-initialize your FortiAnalyzer, use the following CLI commands via a console port connection:

```
execute reset all-settings  
execute format {disk | disk-ext4}
```

